
INDUSTRIAL PALLET RACKING

**LONGSPAN
SHELVING**

**CANTILEVER
RACKING**

**WORK
BENCHES**

**GARAGE
SHELVING**

**RUT
SHELVING**

**PALLET
JACKS**

**SCISSOR
LIFT TABLES**

TROLLEYS

Unirack's Promises


10 Year Guarantee

Largest Range

100% Australian Owned

Free Design Service

Instant Stock Availability

Competitive Pricing

CONTENTS

02	About Us	15	Drive-in Racking and Special Orders
03	Pallet Racking	16	Pallet Jacks
07	Longspan Shelving	17	Lifters, Stackers & Trolleys
09	Garage Shelving	18	Ladders
10	Boltless Shelving	19	Parts & Storage
11	RUT Shelving	20	Safety
12	Cantilever Racking	22	Our Services
13	Workbenches	23	Why Choose Us?

ABOUT US



Unirack's unwavering goal is to provide safe, high-quality warehouse storage -- in a friendly manner -- at insanely great prices -- same day if necessary.

We started small in 2005 and fanned out across the country very quickly. That doesn't happen if you aren't delighting your customer base! We intend to grow and grow and grow.

We are 100% Australian owned and operated. We have 3 directors placed strategically around the country making sure our customers are delighted with the service and price our team deliver.

It doesn't matter if you are a big multinational or fitting out a small garage. We will treat you courteously and professionally, and at prices that will hopefully astound.

Our team includes 18 engineers, 4 product designers and hundreds of diligent manufacturing staff. They have been working with us for 100% of the time we have been in business -- and they know their stuff. Together we can solve almost any logistical or engineering problem. We trust them like family.

Here's what we won't do: we will not price gouge -- we will not compromise our safety standards with shoddy products -- we won't point to itsy-bitsy contract details to try to avoid any obligations we have to you -- we won't take ages to quote -- we won't promise an installation time that is unrealistic -- we won't say we have something in stock when we don't -- we will be forthright in our opinions but we won't be dishonest.

So, now you know us, it would be a privilege to know you too. Let's do some business together.

OWNERS
UNIRACK

Dan
Dan Holthouse

Rudy
Rudy Proctor



**HOLD UP TO
4070KG PER LEVEL**

Metal Upright height (2438 - 6096 mm)

Beams (1372 - 3810 mm)

Superior Thick Particle Board

Wire Decking

Heavy Duty Base Plate

HOW TO ORDER PALLET RACKING IN FIVE SIMPLE STEPS

**STEP
01**

What are you storing?

Measure the size of the area you wish to fill, the size of the Pallet you want store and it's approximate weight.

**STEP
02**

How much height do you have?

Once you have the height of the ceiling then choose a upright from the table below. Note: The upright doesn't need to touch the ceiling and can be one pallet height below. (eg. 6m high ceiling with 1m high pallets choose 5.2m uprights).

**STEP
03**

How wide are the pallets you are storing?

The standard pallet is approx.. 1.2m by 1.2m so the most common beam length is 2591mm which allows for easy loading with two pallets side by side. But, if you have wider pallets you could choose 2743mm instead.

**STEP
04**

How heavy are your Pallets?

If you are storing 1 tonne pallets, two to a level you will need a 2 tonne beam. As a general rule the higher the profile of the beam the higher the capacity (eg. A beam with a 110mm profile will be stronger than a 90mm beam).

**STEP
05**

How many levels would you like?

The height of the pallets you are storing will determine how many levels you can have. Also, whether you wish to store a pallet on the floor. So for example if you have 1m high pallets and 5m uprights you may have 4 levels as you need to allow space above the pallet for safe loading and unloading.



UNIRACK RANGE KEY FEATURES

Safety locking system that locks together

Extra strong galvanised uprights

Powdercoated beams with 5 hook connectors

Various lengths, widths, heights available

Heavy duty wrap base plates with quality welds



UNIDEX RANGE KEY FEATURES

Safety locking system that locks together

Long lasting galvanised uprights

Compatible with existing systems

Powdercoated beams with 4 hook connectors

Heavy duty base plates

PALLET RACKING ACCESSORIES

Code	Description
PRP-UPL	L Type Corner Protector
PRP-UPU	U Type Corner Protector
PRP-BP	Base Plate
HDBP	Heavy Duty Base Plate Upgrade
SHIMPLATE	Shim Plate - to level uneven floor
DB	Dyna Bolts - for foot plates
RS	Row Spacers - to join uprights back-to-back
PR-LPIN	Locking Pins - for beams
PRP-CAP	End Cap - to protect from sharp edges
PRWD	Wire Decking - Multiple Sizes
FEB	Fork Entry Bars

Code	Description
PRP-FEB-1219	Fork Entry Bars 1219
HD WHEELS	Heavy Duty Wheels
PRP-TSB838	Timber Support Bars - for standard bays
PRP-TSB1219	Timber Support Bars - for deeper bays
Zclips	Z Clips - to support timber board inserts
PR-PB1372-18-835	Pallet Racking Particle Board 1372mm x 18mm
PR-PB2591-18-835	Pallet Racking Particle Board 2591mm x 18mm
PR-PB2743-18-835	Pallet Racking Particle Board 2743mm x 18mm
PR-MDF2591-838	MDF Board 25 mm for step beam - 2575 mm
SWS	Safe Working Sign - for Worksafe compliance
SWLS	Safe Working Load Sticker

UNIRACK RANGE

 **LOAD RATING**
9000KG

UPRIGHTS

Code	Size
PRPU2500-838	2500 x 838 mm (Standard)
PRPU3000-838	3000 x 838 mm (Standard)
PRPU3600-838	3600 x 838 mm (Standard)
PRPU4200-838	4200 x 838 mm (Standard)
PRPU4800-838	4800 x 838 mm (Standard)
PRPU5800-838	5800 x 838 mm (Standard)
PRPU6100-838	6100 x 838 mm (Standard)
PRPU7500-838	7500 x 838 mm (Standard)
PRPU2500-1219	2500 x 1219 mm (Extra Wide)
PRPU3000-1219	3000 x 1219 mm (Extra Wide)
PRPU3600-1219	3600 x 1219 mm (Extra Wide)
PRPU4200-1219	4200 x 1219 mm (Extra Wide)
PRPU4800-1219	4800 x 1219 mm (Extra Wide)
PRPU5800-1219	5800 x 1219 mm (Extra Wide)
PRPU6100-1219	6100 x 1219 mm (Extra Wide)
PRPU7500-1219	7500 x 1219 mm (Extra Wide)

BEAMS

Code	Size	SWL
PRPB1372-75	1372 x 75 x 45 mm	2550 kg
PRPB1829-75	1829 x 75 x 45 mm	1530 kg
PRPB2591-90	2591 x 90 x 45 mm	1550 kg
PRPB2591-110	2591 x 110 x 45 mm	2440 kg
PRPB2591-130	2591 x 130 x 45 mm	3150 kg
PRPB2591-150	2591 x 150 x 45 mm	4400 kg
PRPB2743-110	2743 x 110 x 45 mm	2177 kg
PRPB2743-130	2743 x 130 x 45 mm	3058 kg
PRPB3048-110	3048 x 110 x 45 mm	1696 kg
PRPB3048-130	3048 x 130 x 45 mm	2462 kg
PRPB3810-130	3810 x 130 x 45 mm	1522 kg
PRPB3810-150	3810 x 150 x 45 mm	2038 kg
PRPSB1829	* 1829 x 75 x 50 x 25 mm (Step)	1000 kg
PRPSB2591	* 2591 x 75 x 50 x 25 mm (Step)	750 kg

NOTE: * shows step beam



GALVANISED UPRIGHTS



5 HOOK BEAMS

UNIDEX RANGE

 **LOAD RATING**
9000KG


UPRIGHTS

Code	Size
PRU914-838	914 x 838 mm (Standard)
PRU2438-838	2438 x 838 mm (Standard)
PRU3048-838	3048 x 838 mm (Standard)
PRU3658-838	3658 x 838 mm (Standard)
PRU4267-838	4267 x 838 mm (Standard)
PRU4877-838	4877 x 838 mm (Standard)
PRU5791-838	5791 x 838 mm (Standard)
PRU6096-838	6096 x 838 mm (Standard)
PRU914-1219	914 x 1219 mm (Extra Wide)
PRU2438-1219	2438 x 1219 mm (Extra Wide)
PRU3048-1219	3048 x 1219 mm (Extra Wide)
PRU3658-1219	3658 x 1219 mm (Extra Wide)
PRU4267-1219	4267 x 1219 mm (Extra Wide)
PRU4877-1219	4877 x 1219 mm (Extra Wide)
PRU5791-1219	5791 x 1219 mm (Extra Wide)
PRU6096-1219	6096 x 1219 mm (Extra Wide)

BEAMS

Code	Size	SWL
PRB1372-80	* 1372 x 80 x 50 mm	2758 kg
PRB2591-100	2591 x 100 x 50 mm	2000 kg
PRB2591-120	2591 x 120 x 50 mm	2926 kg
PRB2743-100	2743 x 100 x 50 mm	2172 kg
PRB2743-120	2743 x 120 x 50 mm	2763 kg
PRB3048-120	3048 x 120 x 50 mm	2200 kg
PRSB1829	* 1829 x 80 x 50 x 25mm (Step)	1000 kg
PRSB2591	* 2591 x 80 x 50 x 25mm (Step)	650 kg

NOTE: * shows a 3 hook beam



GALVANISED UPRIGHTS



3 & 4 HOOK BEAMS

LONGSPAN SHELVING



Safety Locking System

Locking Pins Included

Easy to Assemble Bolt Together System

Available in White, Grey and Black



White



Grey



Black

Various Lengths, Widths, Heights Available

Top Quality Powdercoated Steel

Superior Thick Particle Board

Heavy Duty Base Plate



**HOLD UP TO
4000KG PER BAY**

How High?

Uprights available in four heights: 2000, 2500, 3000 or 4000mm

How Wide?


Choose the widths of your beams: 600, 900, 1200, 1500, 1800, 2000, 2400, 2700 or 3000mm.

How Deep?


Your bay depth is determined by what you need to put on your shelves: 400, 600, 800, or 1200mm.

AVAILABLE DIMENSIONS

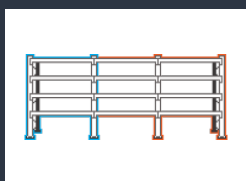
BEAM LENGTH	600 mm	900 mm	1200 mm	1500 mm	1800 mm	2000 mm	2400 mm	2700 mm	3000 mm
EXTERNAL BAY LENGTH	710 mm	1010 mm	1310 mm	1610 mm	1910 mm	2110 mm	2510 mm	2810 mm	3110 mm
CAPACITY PER LEVEL	1000 kg	815 kg	793 kg	635 kg	529 kg	471 kg	327 kg	258 kg	209 kg
FRAME HEIGHTS	2000 / 2500 / 3000 / 4000 mm								
BAY DEPTHS	400 / 600 / 800 / 1200 mm								



COMPLETE BAY

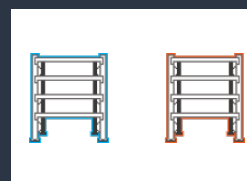


ADD ON BAY



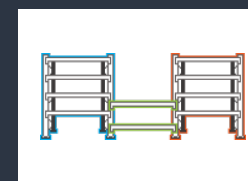
COMPLETE BAY

2 X ADD-ON BAYS



COMPLETE BAY

COMPLETE BAY



COMPLETE BAY

COMPLETE BAY

2 X SHELVES

LONGSPAN SHELVING

UPRIGHTS

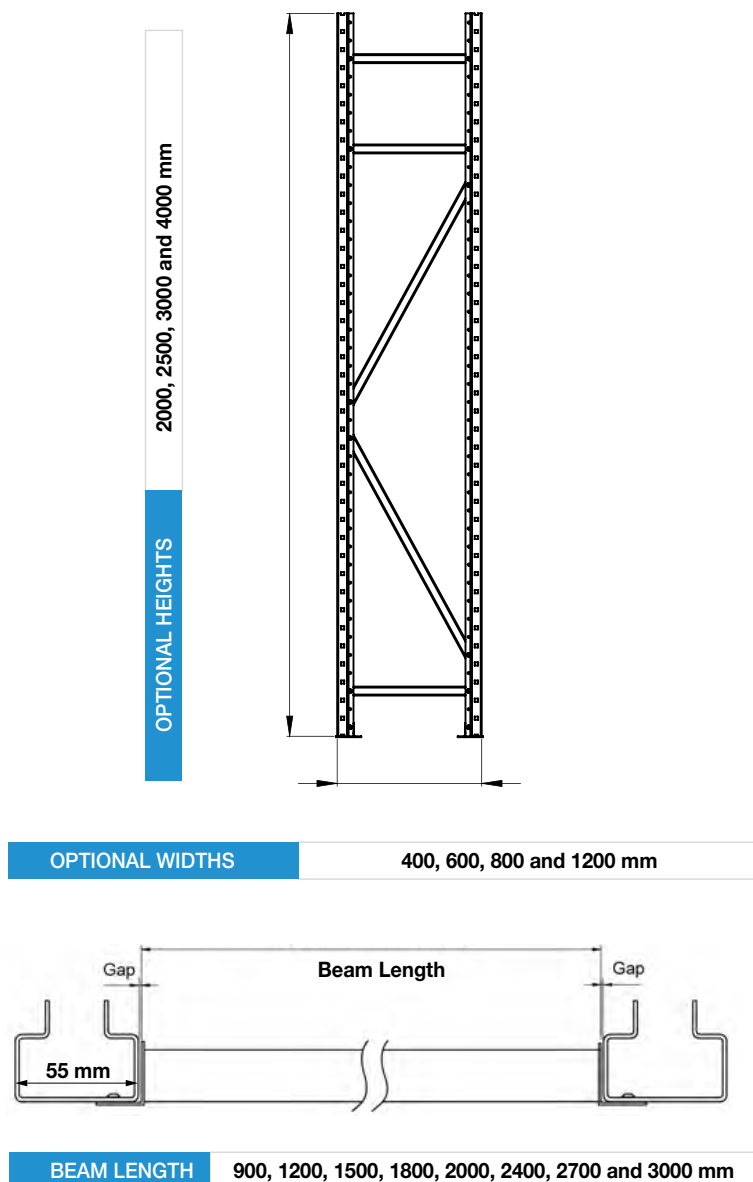
Code	Height
LSU20040	2000 x 400 mm
LSU20060	2000 x 600 mm
LSU20080	2000 x 800 mm
LSU20012	2000 x 1200 mm
LSU25040	2500 x 400 mm
LSU25060	2500 x 600 mm
LSU25080	2500 x 800 mm
LSU25012	2500 x 1200 mm
LSU30040	3000 x 400 mm
LSU30060	3000 x 600 mm
LSU30080	3000 x 800 mm
LSU30012	3000 x 1200 mm
LSU40040	4000 x 400 mm
LSU40060	4000 x 600 mm
LSU40080	4000 x 800 mm
LSU40012	4000 x 1200 mm

BEAMS

Code	Length	Capacity
LSB600	600 mm	1000 kg
LSB900	900 mm	815 kg
LSB1200	1200 mm	793 kg
LSB1500	1500 mm	635 kg
LSB1800	1800 mm	529 kg
LSB2000	2000 mm	471 kg
LSB2400	2400 mm	327 kg
LSB2700	2700 mm	258 kg
LSB3000	3000 mm	209 kg

WIRE SHELVES

Code	Height
LSWS5040	500 x 400 mm
LSWS5060	500 x 600 mm
LSWS5080	500 x 800 mm
LSWS6040	600 x 400 mm
LSWS6060	600 x 600 mm
LSWS6080	600 x 800 mm
LSWS4560	450 x 600 mm



GALVANISED SHELVES

Code	Height
LSGS5060	500 x 600 mm
LSGS6060	600 x 600 mm



WIRE SHELF



TIMBER SHELF



GALVANISED SHELF

GARAGE SHELVING



**HOLD UP TO
1200KG PER BAY**

Ideal for garages, offices, and warehouses, each bay supports up to 1200 kgs, distributed across 4 levels with 300 kgs per level.

FEATURES

- FULL ADJUSTABLE - shelves can be moved to suit in 25mm increments.
- MODULAR - Easy to extend, modify, reconfigure and relocate.
- STRONG - Solid Steel shelves (not timber) with welded support bars.
- EASY TO CLEAN - Powder coated finish on all shelves.
- QUICK TO ASSEMBLE - Beams easily lock into place and shelves drop in.
- RANGE OF USE - Perfect for Home office, Garage or Showroom.

1830MM HIGH METAL SHELF

Code	Description (WxD)	Load Capacity Per Level
IS1812-6-4-MS-DG	1200 x 600 mm	300 kg
IS1815-6-4-MS-DG	1500 x 600 mm	300 kg
IS1818-6-4-MS-DG	1800 x 600 mm	300 kg
IS1812-6-4-MS-S	1200 x 600 mm	300 kg
IS1815-6-4-MS-S	1500 x 600 mm	300 kg
IS1818-6-4-MS-S	1800 x 600 mm	300 kg



**HOLD UP TO
1200KG PER BAY**

1830MM HIGH WIRE SHELF

Code	Description (WxD)	Load Capacity Per Level
IS1812-6-4-WS-DG	1200 x 600 mm	300 kg
IS1815-6-4-WS-DG	1500 x 600 mm	300 kg
IS1818-6-4-WS-DG	1800 x 600 mm	300 kg
IS1812-6-4-WS-S	1200 x 600 mm	300 kg
IS1815-6-4-WS-S	1500 x 600 mm	300 kg
IS1818-6-4-WS-S	1800 x 600 mm	300 kg

CALL US! 1300 864 725

BOLTLESS SHELVING



**HOLD UP TO
750KG PER BAY**

Perfect for the shed, office or garage with a capacity up to 150kg per level, the Boltless Shelving System is the way to go.

FEATURES

- Easy shelf adjustment in 25mm increments with the use of shelf clips, eliminating the need for nuts and bolts.
- Easy to extend, modify, reconfigure or relocate.
- Single or double-sided shelving configurations.
- Solid powder-coated steel shelves with bracing for strength and durability

1524MM HIGH 4-TIER SHELF

Code	Description (WxD)	Load Capacity Per Level
BS1509-3-4-W	900 x 300 mm	150 kg
BS1512-3-4-W	1200 x 300 mm	150 kg
BS1509-4-4-W	900 x 400 mm	150 kg
BS1512-4-4-W	1200 x 400 mm	150 kg
BS1509-6-4-W	900 x 600 mm	150 kg
BS1512-6-4-W	1200 x 600 mm	150 kg



**HOLD UP TO
750KG PER BAY**

1828MM HIGH 5-TIER SHELF

Code	Description (WxD)	Load Capacity Per Level
BS1809-3-5-W	900 x 300 mm	150 kg
BS1812-3-5-W	1200 x 300 mm	150 kg
BS1809-4-5-W	900 x 400 mm	150 kg
BS1812-4-5-W	1200 x 400 mm	150 kg
BS1809-6-5-W	900 x 600 mm	150 kg
BS1812-6-5-W	1200 x 600 mm	150 kg
BS1809-3-5-B	900 x 300 mm	150 kg
BS1812-3-5-B	1200 x 300 mm	150 kg
BS1809-4-5-B	900 x 400 mm	150 kg
BS1812-4-5-B	1200 x 400 mm	150 kg
BS1809-6-5-B	900 x 600 mm	150 kg
BS1812-6-5-B	1200 x 600 mm	150 kg

Available Colours for 1828 High



White



Black

RUT SHELVING



Ideal for just about every business situation, including filing, parts and stationary storage!

FEATURES

- Durable steel construction
- Solid bolted construction
- Durable silver colour finish
- Available in many different sizes
- Optional dividers are available

RUT SHELVING SIZES

Height	Width	Depth
1875 mm	750 mm	300 mm
2175 mm	900 mm	400 mm
2375 mm	1050 mm	450 mm
	1200 mm	500 mm
		600 mm



**HOLD UP TO
630KG PER BAY**

WHY CHOOSE RUT SHELVING SYSTEM

- Available as single sided or double sided shelving bays
- Simple clip shelf support system – easy to adjust
- High quality, durable metal construction
- Solid bolted construction
- Easy to assemble

High Quality Metal Construction


RUT Shelving is strong and durable, light to medium duty shelving system with the versatility of a wide size range.

Our RUT shelving system can be configured with “Complete Bays” or “Add On Bays” in both single sided and double sided to meet all your storage needs.



CANTILEVER RACKING

HEIGHT
2500 mm



LIGHT DUTY COMPONENTS

Cross Beam

Beam Locking Pin

Arm Safety Pin

Arm

End Stopper

Base Frame


Upright Frame

ARM LENGTH	600 mm	900 mm
LOAD PER ARM	300 kg	200 kg
BAY WIDTH	1200 mm	
CONFIGURATION	SINGLE / DOUBLE SIDED	



MEDIUM DUTY

HEIGHT
3600 | 4800 MM



ARM LENGTH	1200 mm
LOAD PER ARM	500 kg
BAY WIDTH	1200 / 1500 mm
CONFIGURATION	SINGLE / DOUBLE SIDED

CALL US! 1300 864 725

WORK BENCHES

HEIGHT
1800 mm



LONGSPAN WORK STATION 3-TIER SHELF

This longspan workbench comes with one overhead shelf and is made up of two (2) uprights, safety caps, six (6) beams, one (1) sheet of 18mm particle boards for the upper shelves and two (2) sheets of 18mm particle board.

SHELVING SIZES

Beam Length	Overall Length	Depth
1200 mm	1310 mm	600 mm
1500 mm	1610 mm	800 mm
1800 mm	1910 mm	
2000 mm	2110 mm	
2400 mm	2510 mm	
2700 mm	2810 mm	
3000 mm	3110 mm	



HAVE OPTIONAL
INDUSTRIAL WHEELS

HEIGHT
2000 mm



LONGSPAN WORK STATION 4-TIER SHELF

This longspan workbench comes with two overhead shelves and is made up of two (2) uprights (2000mmH), safety caps, eight (8) beams, two (2) sheets of 18mm particle boards for the upper shelves and two (2) sheets of 18mm particle board.

SHELVING SIZES

Beam Length	Overall Length	Depth
1200 mm	1310 mm	600 mm
1500 mm	1610 mm	800 mm
1800 mm	1910 mm	
2000 mm	2110 mm	
2400 mm	2510 mm	
2700 mm	2810 mm	
3000 mm	3110 mm	



HAVE OPTIONAL
INDUSTRIAL WHEELS

WORK BENCHES

HEIGHT
1000 mm



**OPTION TO ADD
DRAWER**



GARAGE WORK BENCH

This garage work bench includes two (2) uprights, four (4) beams, 2 support bars, 1 top metal panel plus 1 bottom wire panel. It offers a shelf load capacity of up to 300 kg.

SHELVING SIZES

Beam Length	Overall Length	Depth
1200 mm	1310 mm	600 mm
1500 mm	1610 mm	800 mm
1800 mm	1910 mm	
2000 mm	2110 mm	
2400 mm	2510 mm	
2700 mm	2810 mm	
3000 mm	3110 mm	

HEIGHT
900 mm



 **HAVE OPTIONAL
INDUSTRIAL WHEELS**

LONGSPAN WORK BENCH

This longspan workbench comes with two (2) uprights (900mm) with safety caps, four (4) beams and two (2) sheets of 18mm particle board. This workbench has a capacity of up to 815kg.

SHELVING SIZES

Beam Length	Overall Length	Depth
900 mm	1010 mm	400 mm
1200 mm	1310 mm	600 mm
1500 mm	1610 mm	800 mm
1800 mm	1910 mm	1200 mm
2000 mm	2110 mm	
2400 mm	2510 mm	
2700 mm	2810 mm	
3000 mm	3110 mm	

HEIGHT
914 mm



 **HAVE OPTIONAL
INDUSTRIAL WHEELS**

PALLET RACKING WORK BENCH

This Pallet Racking workbench comes with two (2) uprights (914mm) with safety caps, four (4) step beams and two (2) sheets of 25mm MDF board to suit. This workbench has a capacity of up to 650kg.

SHELVING SIZES

Beam Length	Overall Length	Depth
1829 mm	2009 mm	838 mm
2591 mm	2771 mm	1219 mm

DRIVE-IN RACKING



Drive-in Racking is available in a range of sizes and configurations. Please call and we can work together to get the most cost-effective and practical solution.

- Allows your forklift to drive into accessible lanes.
- High volume - Low SKU. Eliminates the need for multiple forklift aisles
- Perfect for high density storage of largely similar items.
- Prevents product crushing, and offers damage free storage.
- Single or double stacked pallets are always accessible.
- No special forklift needed.

SPECIAL ORDERS


Here are some examples of hot dip galvanised racking that we supply for our extreme outdoor climate conditions.

If you have a special requirement please call one of our experienced staff to help with your solution.

Whatever you need, we can help.



OUTDOOR HOT DIPPED GALVANISED RACKING



SPECIALISED HEAVY DUTY CANTILEVER RACKING

PALLET JACKS



DURABLE POLYURETHANE WHEELS

- Convenient Extra Foot Release Pedal
- Durable Polyurethane Wheels
- Thick Easy Grip Handles
- Fully Cast Hydraulics

CALL US! 1300 864 725



	EURO JACK	STANDARD JACK	EXTRA-LONG JACK	ELECTRIC JACK
Load capacity	2500 kg	2500 kg	2000 kg	1500 kg
Fork length	1150 mm	1150 mm	1800 mm	1550 mm
Maximum lift height	185 mm	185 mm	195 mm	105 mm
Lowered lift height	85 mm	75 mm	85 mm	88 mm
Fork outside distance	550 mm	685 mm	685 mm	685 mm
Fork inside distance	230 mm	360 mm	365 mm	NA
Product weight	82 kg	85 kg	175 kg	NA



	SUPER LOW JACK	STUBBY JACK	GALVANISED JACK	HIGH LIFT JACK
Load capacity	1500 kg	2000 kg	2000 kg	1000 kg
Fork length	1220 mm	810 mm	1150 mm	1150 mm
Maximum lift height	140 mm	185 mm	190 mm	800 mm
Lowered lift height	52 mm	85 mm	85 mm	85 mm
Fork outside distance	685 mm	550 mm	685 mm	680 mm
Fork inside distance	365 mm	230 mm	360 mm	350 mm
Product weight	70 kg	75 kg	75 kg	135 kg

LIFTERS, STACKERS & TROLLEYS



LIGHT DUTY LIFTER

HEAVY DUTY STACKER (1000 KG)

HEAVY DUTY STACKER (1500 KG)

Load capacity (max)	400 kg	1000 kg	1500 kg
Platform size	575 x 650 mm	NA	NA
Fork length	NA	1220 mm	1100 mm
Max lift height	1500 mm	1600 mm	1600 mm
Weight	95.5 kg	400 kg	400 kg



SCISSOR LIFT TABLE 300 KG

SCISSOR LIFT TABLE 350 KG

SCISSOR LIFT TABLE 150 KG

Load capacity (max)	300 kg	350 kg	150 kg
Height (min)	360 mm	360 mm	225 mm
Height (max)	900 mm	1300 mm	740 mm
Platform Size	500 x 855 mm	500 x 910 mm	450 x 740 mm
Castors	4 heavy duty (2 lockable)	4 heavy duty (2 lockable)	4 heavy duty (2 lockable)
Weight	82 kg	105 kg	44 kg



LIGHT DUTY TROLLEY

MEDIUM DUTY TROLLEY

METAL TROLLEY

Load capacity (max)	150 kg	300 kg	300 kg
Platform height	155 mm	190 mm	250 mm
Platform size	720 x 480 mm	900 x 590 mm	1200 x 650 mm
Handle height	820 mm	850 mm	900 mm

LADDERS



	2 STEP PLATFORM LADDER	3 STEP PLATFORM LADDER	4 STEP PLATFORM LADDER	5 STEP PLATFORM LADDER	6 STEP PLATFORM LADDER
Platform height	570 mm	850 mm	1130 mm	1410 mm	1690 mm
Platform size	700 x 400 mm	700 x 400 mm	700 x 400 mm	700 x 400 mm	700 x 400 mm
Load capacity	150 kg	150 kg	150 kg	150 kg	150 kg



	2 STEP ORDER PICKER LADDER	3 STEP ORDER PICKER LADDER	4 STEP ORDER PICKER LADDER	5 STEP ORDER PICKER LADDER	6 STEP ORDER PICKER LADDER
Platform height	570 mm	840 mm	1115 mm	1390 mm	1665 mm
Platform size	730 x 585 mm	730 x 585 mm	730 x 585 mm	730 x 585 mm	730 x 585 mm
Load capacity	150 kg	150 kg	150 kg	150 kg	150 kg



	2 STEP ORDER PICKER LADDER	3 STEP ORDER PICKER LADDER	4 STEP ORDER PICKER LADDER
Platform height	480 mm	680 mm	910 mm
Platform size	620 x 530 mm	900 x 550 mm	1180 x 550 mm
Load capacity	150 kg	150 kg	150 kg

PARTS & STORAGE



Microbin - PL-N5

100 x 120 x 60 mm



Microbin - PL-N10

100 x 178 x 85 mm




Microbin - PL-N20

135 x 225 x 125 mm



Microbin - PL-N30

205 x 280 x 165 mm



Louvred Panel - LP-LS600

600 x 450mm



Microbin - PL-N40

410 x 280 x 165 mm



Microbin - PL-N60

440 x 410 x 210 mm



PL-SN52LB

413 x 645 x 276 mm



PL-SN68LB

413 x 645 x 397 mm



3 Dividers Included

PL-PT3010G

324 x 105 x 100 mm



3 Dividers Included

PL-PT4010G

424 x 105 x 100 mm



2 Dividers Included

PL-PT3020G

324 x 203 x 100 mm




2 Dividers Included

PL-PT4020G

424 x 203 x 100 mm

WAREHOUSE BOLLARDS



4 DynaBolts Included

SA-B915115Y

915 x 115 mm



4 DynaBolts Included

SA-B1000140Y

1000 x 140 mm



4 DynaBolts Included

SA-B1200200Y

1200 x 200 mm

WAREHOUSE BARRIERS




SA-BP5090-76

500 x 900 mm



SA-BP1090-76


1000 x 900 mm



SA-BP1022-76

1000 x 2200 mm

INDUSTRIAL SAFETY GATES




SA-SGS1238Y

1238 x 1000 mm



SA-SGS2038Y

2038 x 1000 mm



SA-SGD2257Y

2257 x 1000 mm

GAS CAGES



Assembled
Capacity: Up to 200 cans

SA-PSGC4A

990 x 780 x 760 mm



Assembled
Capacity: 9 x G Sized Cylinders

SA-PSGC9V

1920 x 780 x 760 mm



Flat Packed
Capacity: Up to 400 cans

SA-PSGC8A-FP

1920 x 780 x 760 mm



Flat Packed
Capacity: 18 x G Sized Gas Cylinders

SA-PSGC18V-FP

1920 x 1520 x 760 mm

DANGEROUS GOODS STORAGE CABINETS



Class 3 Flammable Liquid
Capacity: 60 Litres

5517AS

1065 x 515 x 465 mm



Class 3 Flammable Liquid
Capacity: 350 Litres

5560AS

1825 x 1440 x 585 mm



Class 8 Corrosive Metal
Capacity: 30 Litres

5516ASPH

770 x 515 x 465 mm



Class 8 Corrosive Metal
Capacity: 425 Litres

5590ASPH

1825 x 865 x 865 mm



Class 6 Toxic Substance
Capacity: 60 Litres

5517AST

1065 x 515 x 465 mm



Class 6 Toxic Substance
Capacity: 250 Litres

5560AST

1825 x 1440 x 585 mm



Class 8 Corrosive Poly
Capacity: 40 Litres

5516PSPH

770 x 600 x 466 mm



Class 8 Corrosive Poly
Capacity: 80 Litres

5517PSPH

1150 x 600 x 466 mm



Class 4 Dangerous Goods
Capacity: 100 Litres

5535AC4

770 x 935 x 620 mm



Class 4 Dangerous Goods
Capacity: 160 Litres

5530AC4

1295 x 1115 x 500 mm



Class 5.1 Oxidizing Agent
Capacity: 250 Litres

5545AOA

1825 x 1115 x 500 mm



Class 5.2 Organic Peroxide
Capacity: 100 Litres

5545APO

1825 x 1115 x 500 mm

OUR SERVICES



Custom Design

We can visit, measure up and create a custom warehouse plan for free.



Racking Maintenance

We can replace any damaged non-compliant racking components.



Installation

Our in house team can install racking or shelving for any size warehouse.



Racking Inspections

We visit, inspect and provide a comprehensive report.




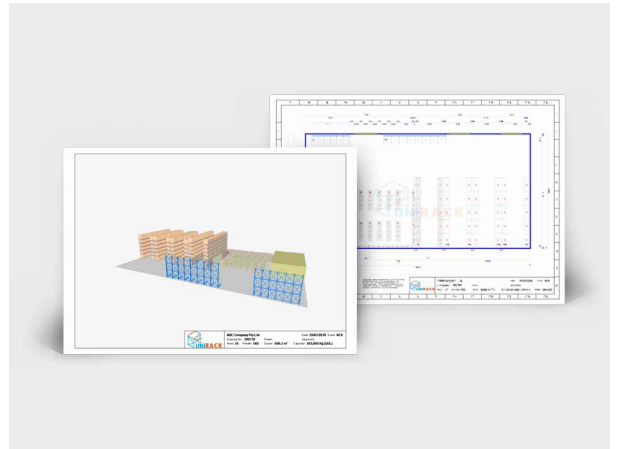
Safety Audits

We identify warehouse safety issues and provide an actionable report.



Relocation

We can help you plan and navigate the complexities of relocating.



TESTED TO AUSTRALIAN STANDARDS



If the racking you have is tested, installed & maintained to Australian Standards you have nothing to worry about when Worksafe come knocking. Unirack racking is tested and exceeds Australian standards.



WHY CHOOSE US?

- ✓ **National Company**
- ✓ **Instant Stock Availability**
- ✓ **Quality Materials & Components**
- ✓ **Friendly Knowledgeable Staff**
- ✓ **Full Service & Sales Support**
- ✓ **Customised Solutions**
- ✓ **Highly Competitive Pricing**

CALL US! 1300 864 725





CONTACT US

📍 MELBOURNE

22 Commercial Drive, Dandenong South VIC 3175
Email: dandenong@unirack.com.au
Tel: (03) 8376 9464

📍 BRISBANE

Email: brisbane@unirack.com.au
Tel: (07) 3088 2284

📍 PERTH

Rear of 49 Stockdale Road – O'Connor 6163
Email: perth@unirack.com.au
Tel: (08) 9337 1087

📍 SYDNEY

Email: sydney@unirack.com.au
Tel: (02) 9637 5908